

ShepNet Computer Learning Center



shepnetgreensboro.org

“Computer Cleaning”

Why do it?

What does it do?

How do I do it?

Why do it?

It will remove from your system:

- Temporary Internet files
- Temporary files
- Spyware (also known as Malware)
- Old, unnecessary install files

What does it do?

- Your system performs much better.
- Protects against spyware and malware.
- Dramatically reduces problems.
- Adds security and stability to your system.

OK...how do I do it?

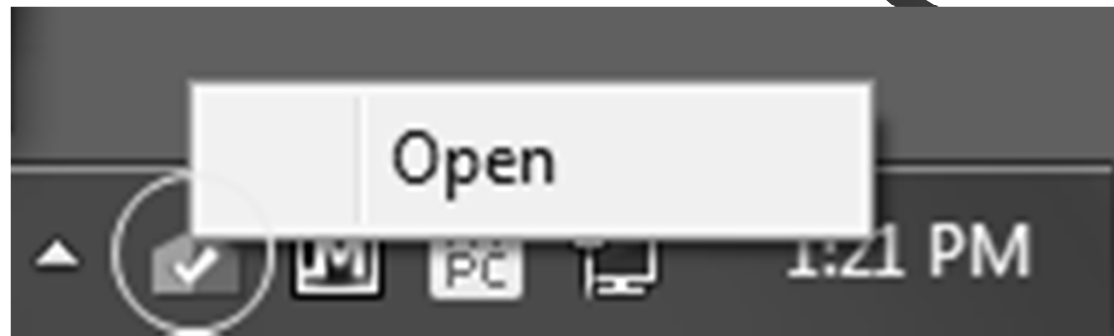
- How often?
- In what order?

Try to do it in this order:

- Check your main security programs.
 - Microsoft Security Essentials (or whatever you use)
 - Malwarebytes (or whatever you use)
- Check for Microsoft updates.
- Run Malwarebytes.
- Run Ccleaner.
 - Cleaner – Registry - Startup
- Defrag your hard drive.

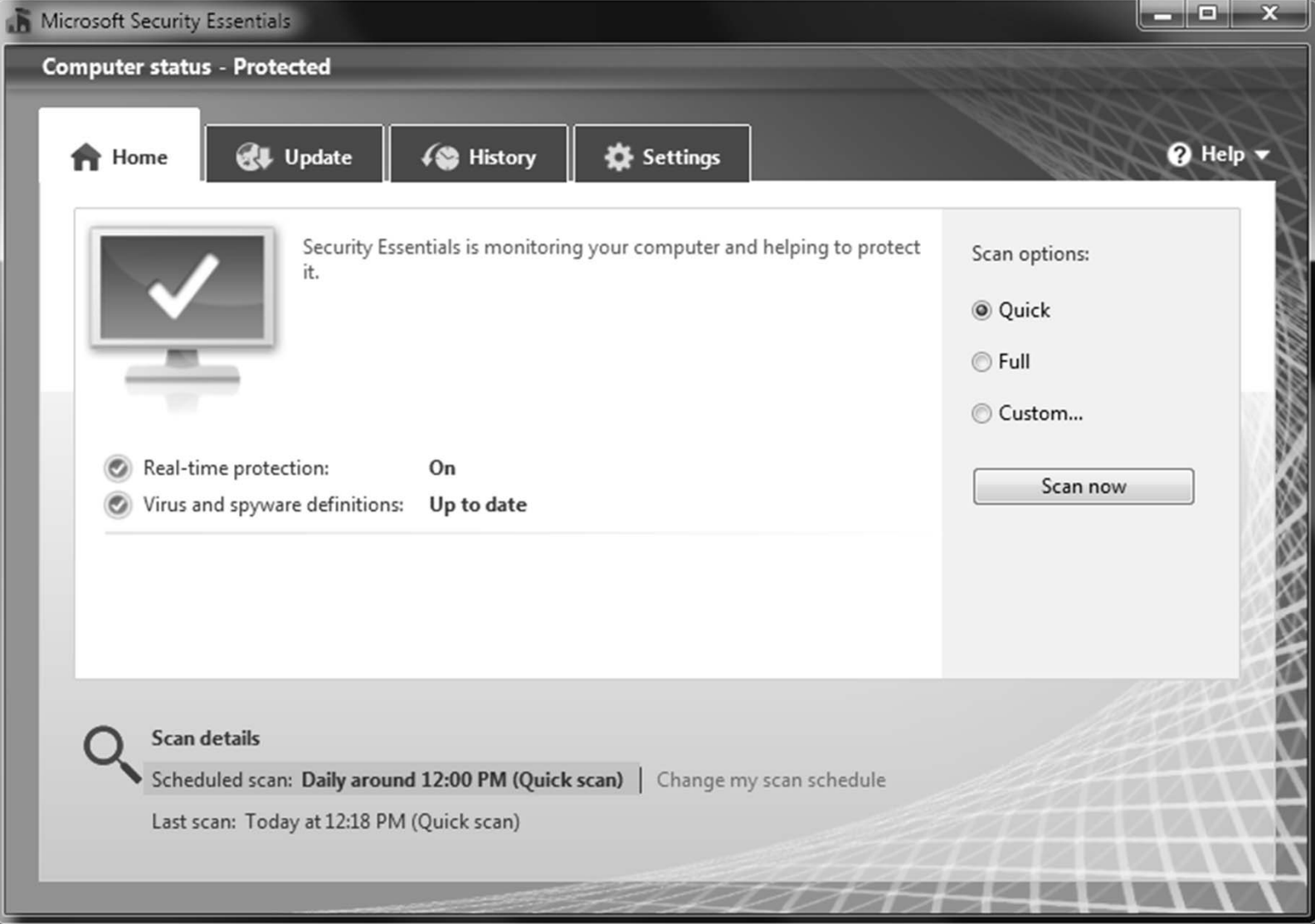
Go to System Bar on Task Bar

(the lower right corner of computer screen)



Left click on the Antivirus icon

(some may require a double click)

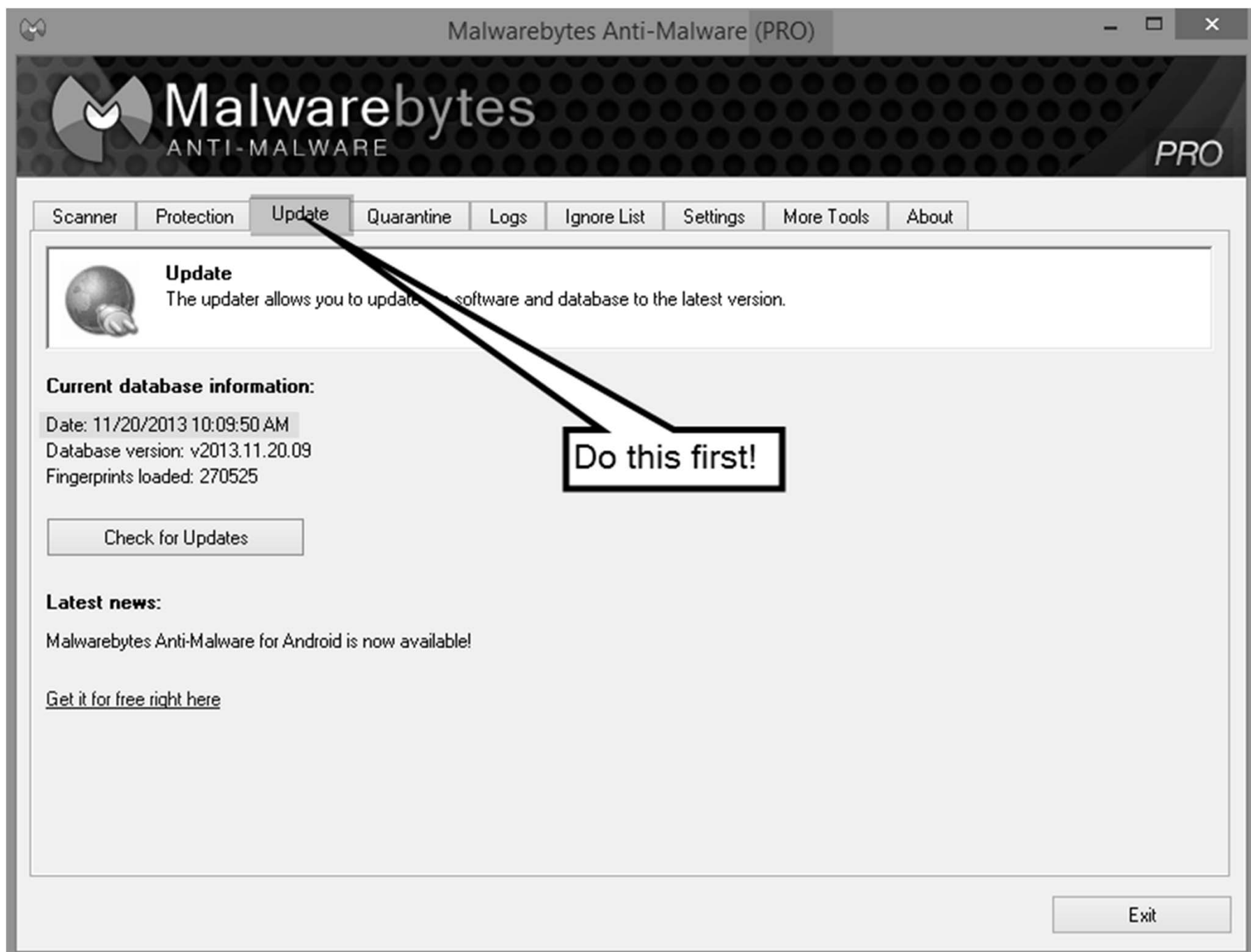


Go to System Bar on Task Bar

(the lower right corner of computer screen)



Double click on the icon





Scanner

Protection

Update

Quarantine

Logs

Ignore List

Settings

More Tools

About

**Scanner**

The scanner can find and remove malicious software present on your system. Please select a scan type and click 'Scan'. Please close all unnecessary applications to improve scan performance.

Then do a quick scan.

Please select a scan type below.

 Perform quick scan

A quick scan utilizes our unique fast scanning technology to scan your system for malicious software.

 Perform full scan

A full scan will scan all files on the selected drive(s). A quick scan is recommended in most cases.

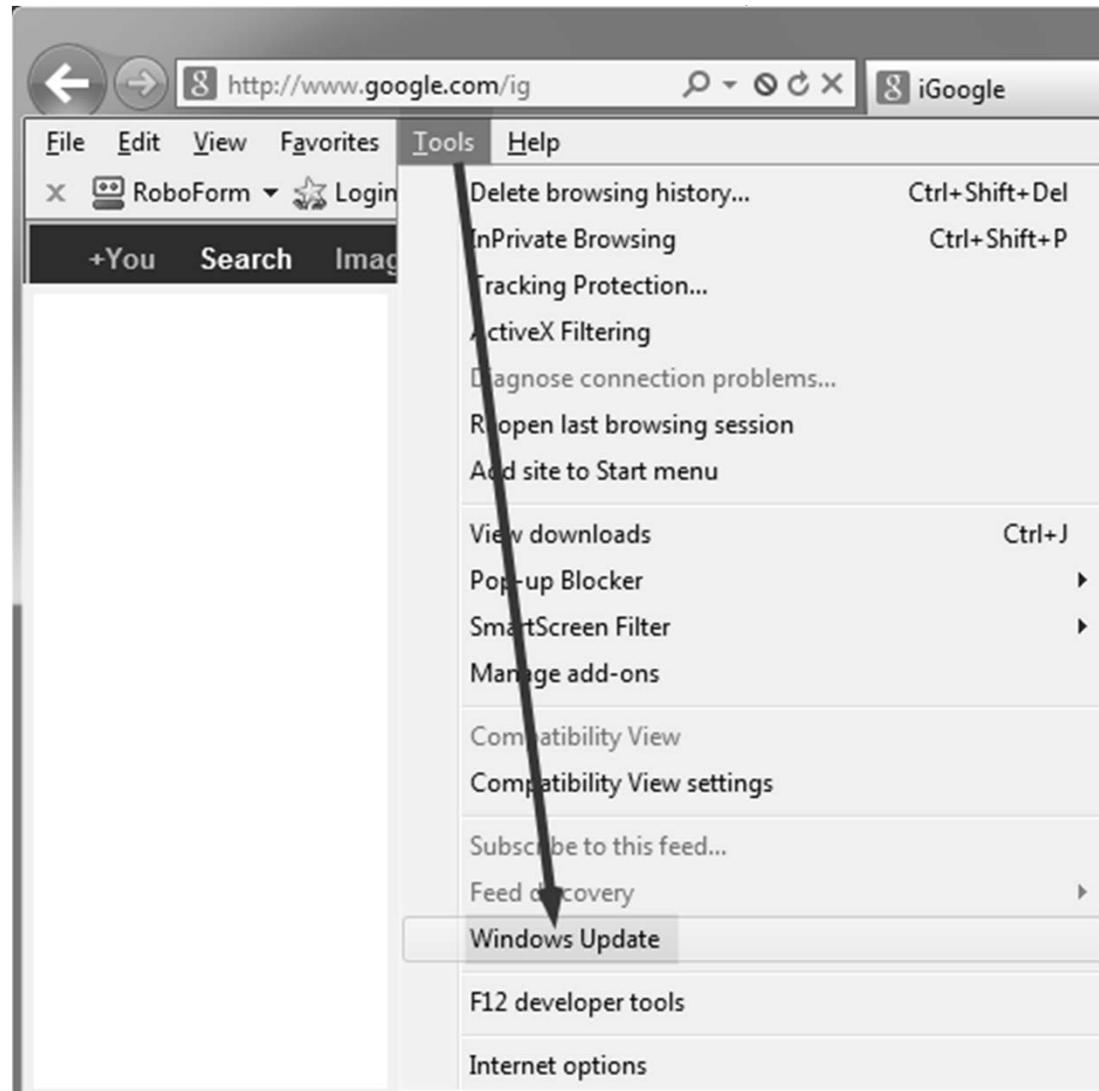
 Perform flash scan

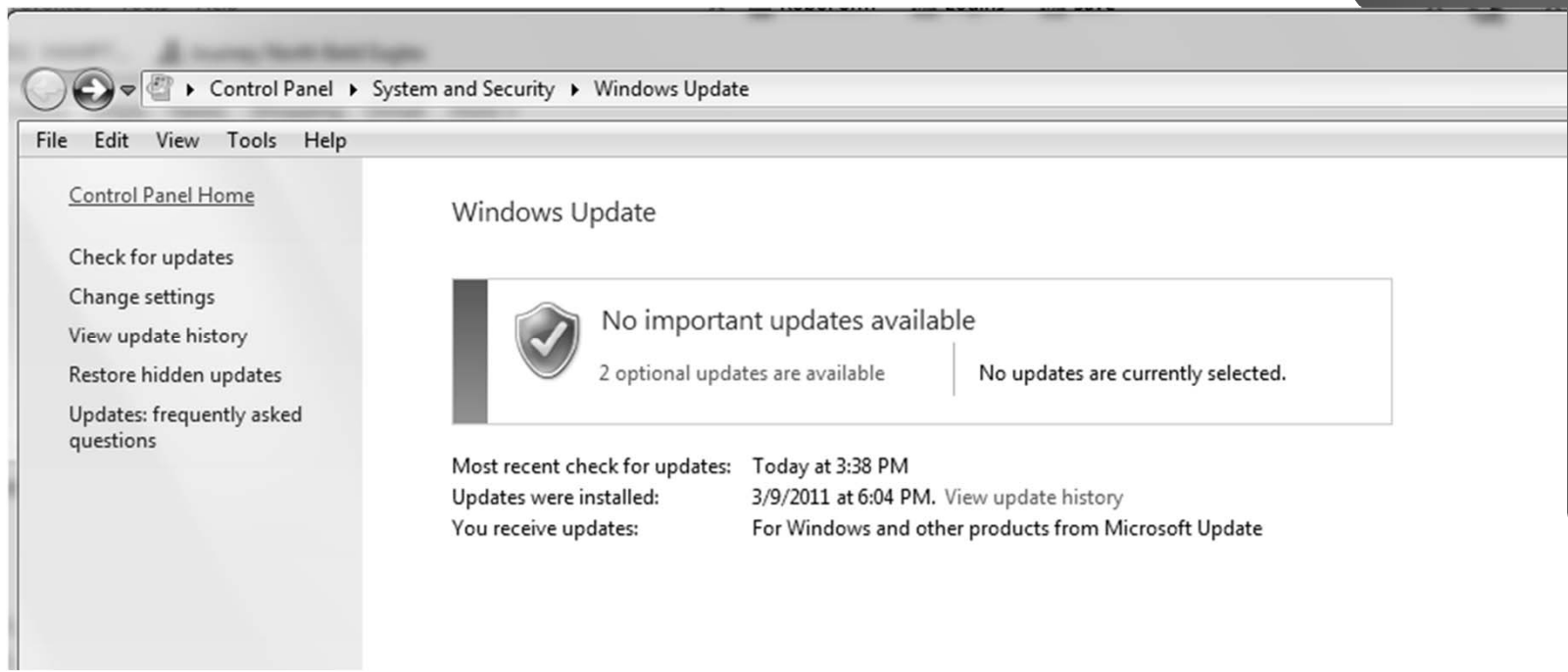
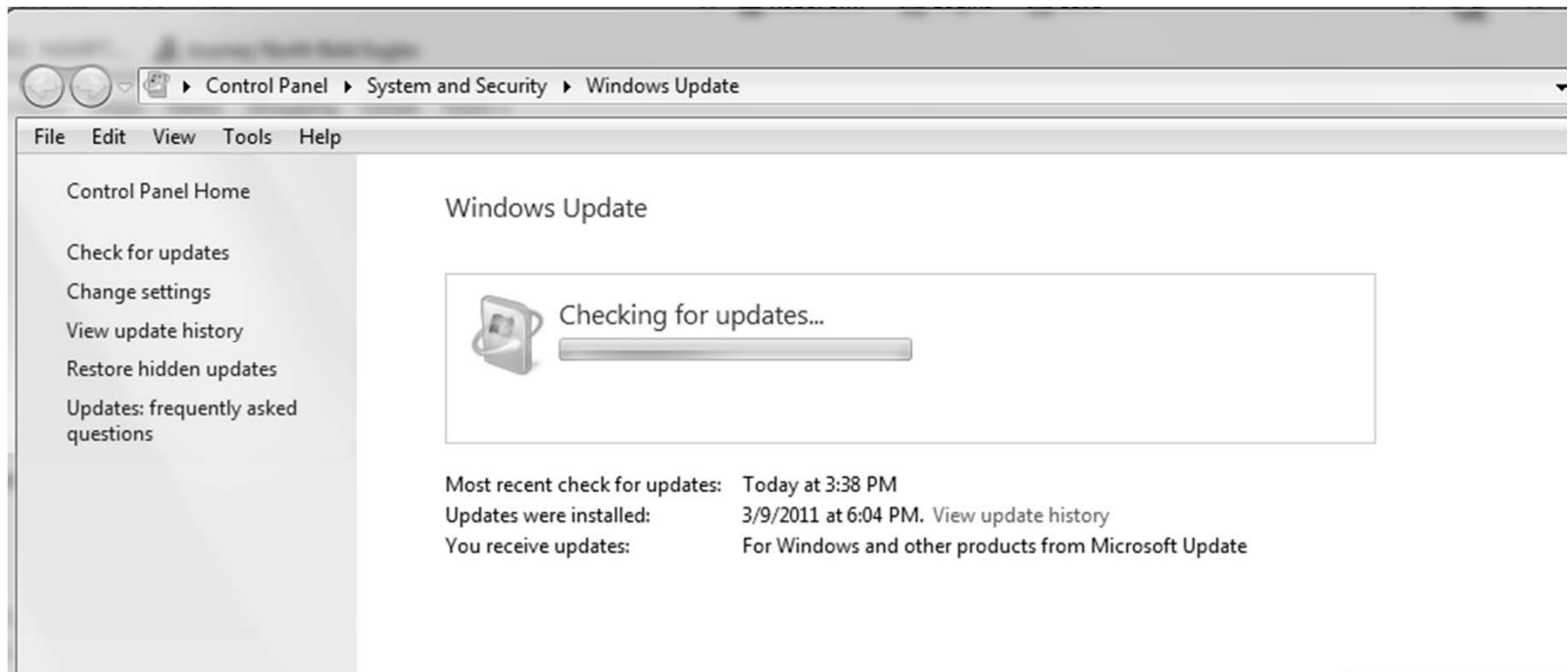
A flash scan will analyze memory and autorun objects. It is only available to our licensed users.

Scan

Exit

Just in case, check to see if any critical updates are missing...





www.malwarebytes.org

Home | Reseller Login | Languages

Malwarebytes

For Home ▾ For Business ▾ Support ▾ Partners ▾ Company ▾

- Malwarebytes Anti-Malware Free
- Malwarebytes Anti-Malware PRO
- Malwarebytes Anti-Malware Mobile
- Malwarebytes Secure Backup
- Malwarebytes Anti-Exploit BETA
- Other Tools

**Defends malware.
Restores confidence.**

your antivirus alone is not enough.
[Learn more about how it works »](#)

Buy Pro Now

Free Version Download

Malwarebytes Anti-Malware



Thank you for your download...

Your download should begin shortly. If it does not then click the Download button below.

Please note you must open and run the file once it has finished downloading.

Download Now

Malwarebytes PRO Tip: If you find Malware in your free scan consider upgrading to our PRO Version. The PRO version stops Malware dead in its tracks, never allowing it to access your PC. To learn more visit the Malwarebytes Anti-Malware Pro page.

PRO Version Features:

- ✓ Real-Time Active Malware Prevention Engine Blocks Known Threats
- ✓ Heuristic Protection Prevents New Zero Day Malware Infections
- ✓ Malicious Website Protection Blocks Access to Known and Zero Day Malicious Web Content
- ✓ Automatic Priority Updates and Scheduled Scanning
- ✓ Blazing Fast Flash Scans

Do you want to run or save **mbam-setup-1.75.0.1300.exe** (9.80 MB) from **data-cdn.mbamupdates.com**?

Run

Save ▾

Cancel



If you have the “Pro” version, you
don’t have to do anything.

Ccleaner is a one stop cleanup.

www.piriform.com

Piriform®

- For Home
- For Business
- Download
- Support
- Partner
- Company



Get that *New Computer Feel*™ with CCleaner

CCleaner is the world's most popular tool for cleaning your PC. Keep your privacy safe online, and make your computer faster and more secure.

Downloaded over 1 BILLION times!



Optimize Your Home PC

Optimize Your Business

The spray paint means - "Don't look at this!"

Recuva Speccy CCleaner Network Professional

[For Home](#)[For Business](#)[Download](#)[Support](#)[Partner](#)[Company](#)**CCleaner**

Free ←

✘ No Support

[Download](#)**CCleaner**

Professional

- ✓ Make your Computer faster and more secure!
- ✓ Clean your Internet tracks!
- ✓ System monitoring and Multiple Profile cleaning!
- ✓ Automatically updates to the latest version!

[Buy Now](#)Only \$24.95 ~~\$32.95~~

We accept most payment methods including:



Huge thanks to those of you who have already contributed and support our software!

You can still [donate here](#)

Downloading CCleaner...

Your CCleaner download should start automatically within a few seconds.
If it doesn't please [restart the download](#)



Stay updated with latest releases:

Your email:



Piriform

440,806

Do you like CCleaner?

Do you want to run or save **ccsetup407.exe** (4.17 MB) from **download.piriform.com**?



Or how about **Recuva**, our File Recovery tool. [Click here for more info about Recuva](#)

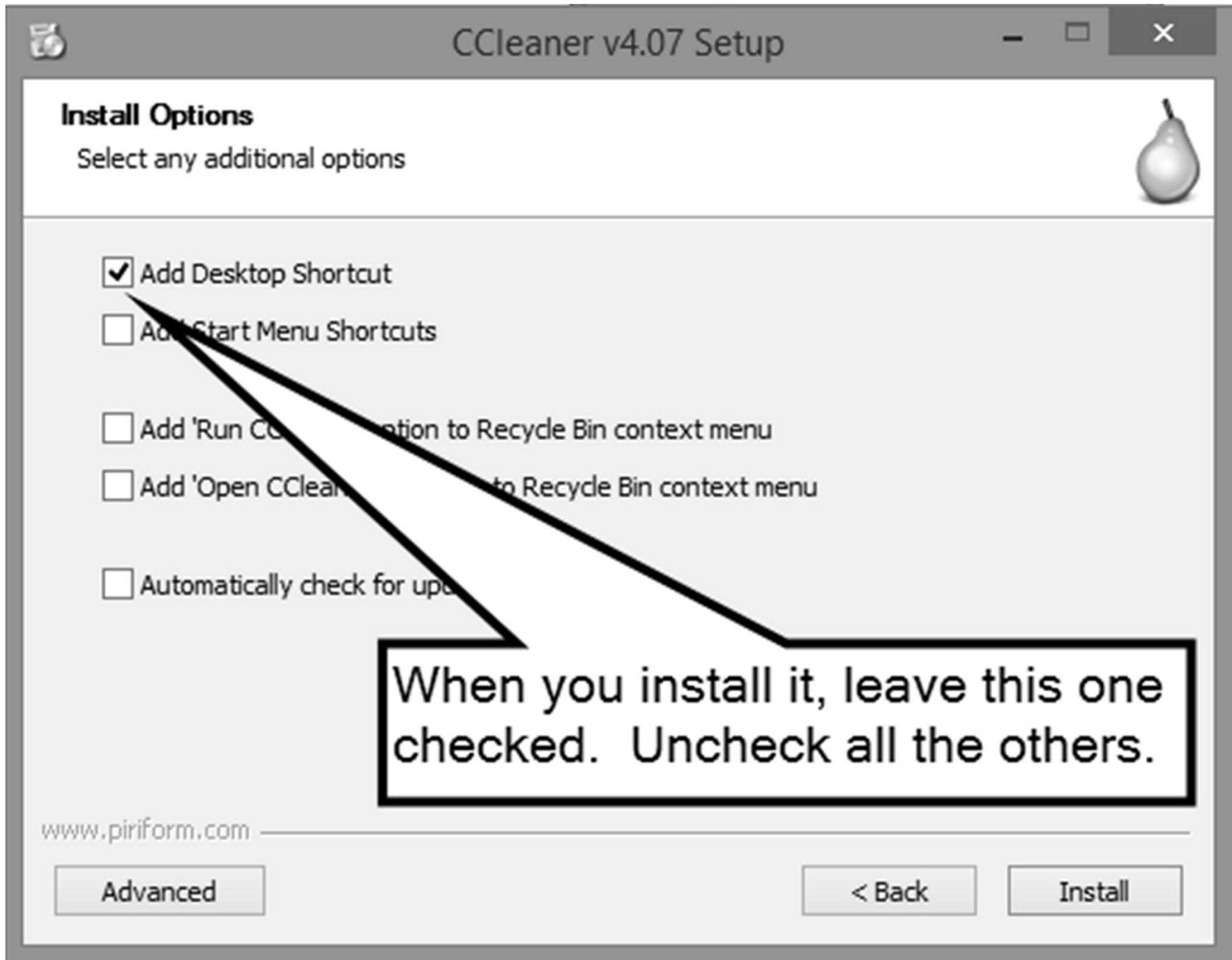


Or **Speccy**, our System Information tool. [Click here for more info about Speccy](#)

[Home](#)[News](#)
[Products](#)
[Solutions](#)
[About](#)[Support](#)[My Account](#)
[Documentation](#)
[Community Forum](#)[Business](#)[CCleaner Network](#)
[Edition](#)[Download](#)[CCleaner](#)
[Defraggler](#)
[Recuva](#)
[Speccy](#)

Do you want to run or save **ccsetup407.exe** (4.17 MB) from **download.piriform.com**?







Install Options

Select any additional options



- Add Desktop Shortcut
- Add Start Menu Shortcuts

- Add 'Run CCleaner' option to Recycle Bin context menu
- Add 'Open CCleaner...' option to Recycle Bin context menu

- Automatically check for updates to CCleaner

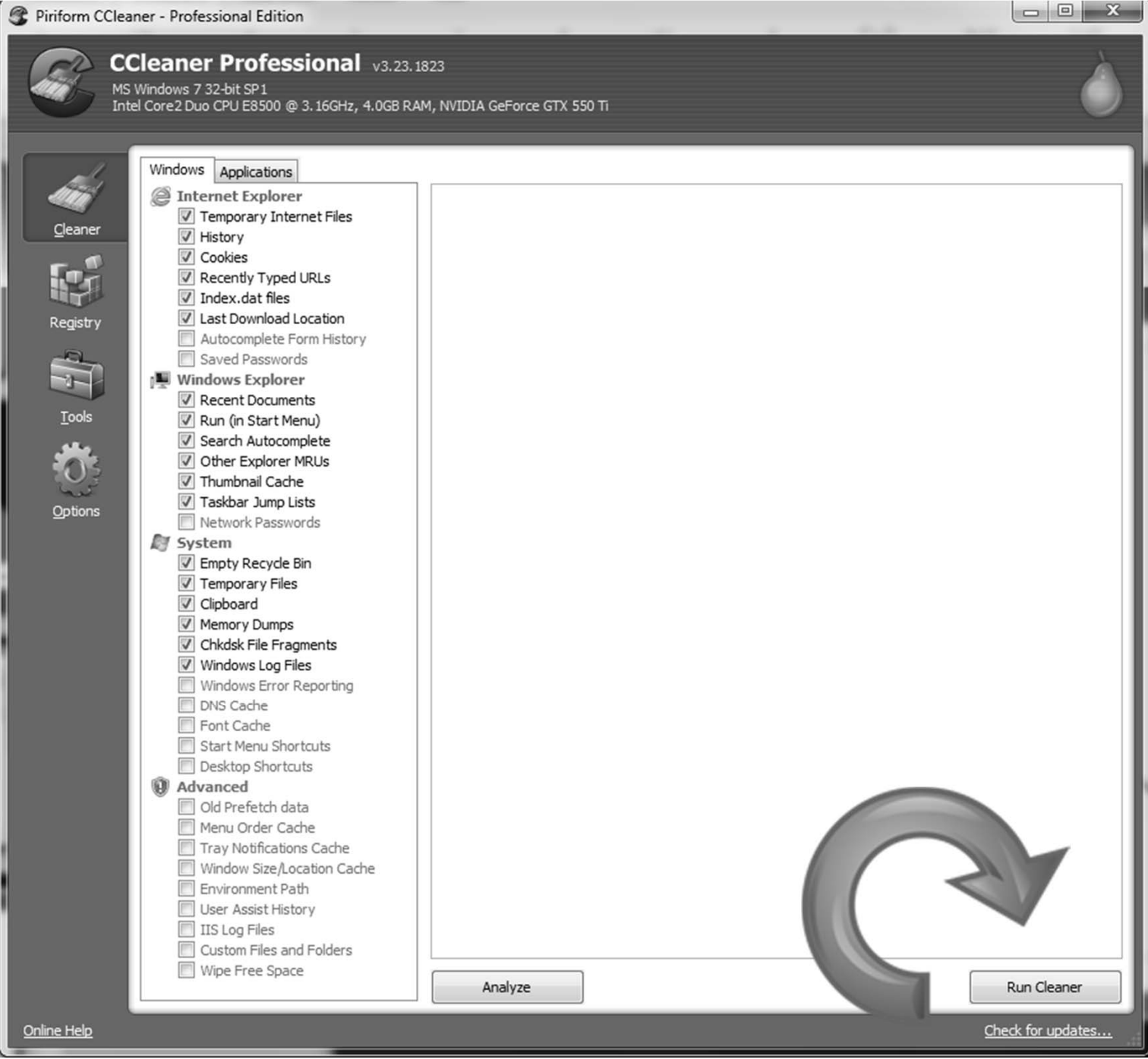
**When you update, leave
all of them unchecked.**

www.piriform.com

Advanced

< Back

Install





CCleaner Professional v3.23.1823

MS Windows 7 32-bit SP 1
 Intel Core2 Duo CPU E8500 @ 3.16GHz, 4.0GB RAM, NVIDIA GeForce GTX 550 TI



Windows Applications

- Internet Explorer
 - Temporary Internet Files
 - History
 - Cookies
 - Recently Typed URLs
 - Index.dat files
 - Last Download Location
 - Autocomplete Form History
 - Saved Passwords
- Windows Explorer
 - Recent Documents
 - Run (in Start Menu)
 - Search Autocomplete
 - Other Explorer MRUs
 - Thumbnail Cache
 - Taskbar Jump Lists
 - Network Passwords
- System
 - Empty Recycle Bin
 - Temporary Files
 - Clipboard
 - Memory Dumps
 - Chkdsk File Fragments
 - Windows Log Files
 - Windows Error Reporting
 - DNS Cache
 - Font Cache
 - Start Menu Shortcuts
 - Desktop Shortcuts
- Advanced
 - Old Prefetch data
 - Menu Order Cache
 - Tray Notifications Cache
 - Window Size/Location Cache
 - Environment Path
 - User Assist History
 - IIS Log Files
 - Custom Files and Folders
 - Wipe Free Space

100%

CLEANING COMPLETE - (11.494 secs)

369 MB removed.

Details of files deleted

Internet Explorer - Temporary Internet Files	234,770 KB	5,126 files
Internet Explorer - History	259 KB	7 files
Internet Explorer - Cookies	80 KB	279 files
Internet Explorer - Index.dat files	736 KB	3 files
Windows Explorer - Thumbnail Cache	5,127 KB	6 files
System - Temporary Files	2,576 KB	67 files
System - Windows Log Files	1,061 KB	7 files
Applications - Adobe Acrobat 9.0	26 KB	1 files
Applications - Google Earth	131,285 KB	2 files
Applications - Office 2010	54 KB	8 files
Multimedia - Adobe Flash Player	2 KB	27 files
Multimedia - Windows Media Player	1 KB	1 files
Windows - MS AntiMalware	428 KB	57 files
Windows - MS Search	1,024 KB	1 files

Analyze

Run Cleaner

Piriform CCleaner - Professional Edition

CCleaner Professional v3.23.1823
 MS Windows 7 32-bit SP1
 Intel Core2 Duo CPU E8500 @ 3.16GHz, 4.0GB RAM, NVIDIA GeForce GTX 550 Ti

Registry Cleaner

- Missing Shared DLLs
- Unused File Extensions
- ActiveX and Class Issues
- Type Libraries
- Applications
- Fonts
- Application Paths
- Help Files
- Installer
- Obsolete Software
- Run At Startup
- Start Menu Ordering
- MUI Cache
- Sound Events
- Windows Services

Problem	Data	Registry Key
<input checked="" type="checkbox"/> ActiveX/COM Issue	LocalServer32\C:\Users\Administrator\AppData\Local\Microsoft\SkyDrive\SkyDrive.exe	HKCR\CLSID\{7B37E4E2-C62F-49...
<input checked="" type="checkbox"/> ActiveX/COM Issue	InProcServer32\C:\Users\Administrator\AppData\Local\Microsoft\SkyDrive\16.4.60.10.0727\SkyDriveShell.dll	HKCR\CLSID\{A0396A93-DC06-4A...
<input checked="" type="checkbox"/> ActiveX/COM Issue	LocalServer32\C:\Users\Administrator\AppData\Local\Microsoft\SkyDrive\SkyDrive.exe	HKCR\CLSID\{AB807329-7324-43...
<input checked="" type="checkbox"/> ActiveX/COM Issue	InProcServer32\C:\Users\Administrator\AppData\Local\Microsoft\SkyDrive\16.4.60.10.0727\SkyDriveShell.dll	HKCR\CLSID\{BBACC218-34EA-46...
<input checked="" type="checkbox"/> ActiveX/COM Issue	InProcServer32\C:\Users\Administrator\AppData\Local\Microsoft\SkyDrive\16.4.60.10.0727\SkyDriveShell.dll	HKCR\CLSID\{F241C880-6982-4C...
<input checked="" type="checkbox"/> ActiveX/COM Issue	InProcServer32\C:\Users\Administrator\AppData\Local\Microsoft\SkyDrive\16.4.60.10.0727\FileSyncApi.dll	HKCR\CLSID\{F8071786-1FD0-4A...
<input checked="" type="checkbox"/> Missing TypeLib Reference	ISyncInformationLookupCallback - {BAE13F6C-0E2A-4DEB-AA46-B8F55319347C}	HKCR\Interface\{02C98E2C-6C9F...
<input checked="" type="checkbox"/> Missing TypeLib Reference	IDeleteLibraryCallback - {BAE13F6C-0E2A-4DEB-AA46-B8F55319347C}	HKCR\Interface\{0776ae27-5ab9...
<input checked="" type="checkbox"/> Missing TypeLib Reference	IGetSyncStatusCallback - {BAE13F6C-0E2A-4DEB-AA46-B8F55319347C}	HKCR\Interface\{0d4e4444-cb20...
<input checked="" type="checkbox"/> Missing TypeLib Reference	IFBControl - {3F4B55E6-A5FC-57D4-9546-68EF72A0DFCA}	HKCR\Interface\{0F539190-C39F...
<input checked="" type="checkbox"/> Missing TypeLib Reference	ISyncChangesCallback - {BAE13F6C-0E2A-4DEB-AA46-B8F55319347C}	HKCR\Interface\{10C9242E-D604...
<input checked="" type="checkbox"/> Missing TypeLib Reference	ISyncItemPathCallback - {BAE13F6C-0E2A-4DEB-AA46-B8F55319347C}	HKCR\Interface\{1196AE48-D92B...
<input checked="" type="checkbox"/> Missing TypeLib Reference	ISyncingOverlayHandler - {C9F3F6BB-3172-4CD8-9EB7-37C9BE601C87}	HKCR\Interface\{1826B66E-43C1...
<input checked="" type="checkbox"/> Missing TypeLib Reference	IIsMappingValidCallback - {BAE13F6C-0E2A-4DEB-AA46-B8F55319347C}	HKCR\Interface\{1b7aed4f-fcaf-4...
<input checked="" type="checkbox"/> Missing TypeLib Reference	ISyncEngineEvents - {BAE13F6C-0E2A-4DEB-AA46-B8F55319347C}	HKCR\Interface\{2EB31403-EBE0...
<input checked="" type="checkbox"/> Missing TypeLib Reference	IItemActivityCallback - {BAE13F6C-0E2A-4DEB-AA46-B8F55319347C}	HKCR\Interface\{385ED83D-850C...
<input checked="" type="checkbox"/> Missing TypeLib Reference	IAlbumMetadataCallback - {BAE13F6C-0E2A-4DEB-AA46-B8F55319347C}	HKCR\Interface\{390AF5A7-1390...
<input checked="" type="checkbox"/> Missing TypeLib Reference	IDeviceHeroShotCallback - {BAE13F6C-0E2A-4DEB-AA46-B8F55319347C}	HKCR\Interface\{3A4E62AE-45D9...
<input checked="" type="checkbox"/> Missing TypeLib Reference	ISyncEngine - {BAE13F6C-0E2A-4DEB-AA46-B8F55319347C}	HKCR\Interface\{3FE4C99C-58B6...
<input checked="" type="checkbox"/> Missing TypeLib Reference	ICreateLibraryCallback - {BAE13F6C-0E2A-4DEB-AA46-B8F55319347C}	HKCR\Interface\{5d65dd0d-81bf-4...
<input checked="" type="checkbox"/> Missing TypeLib Reference	ISyncPartnerLauncher - {A195846E-1536-4ACD-A720-9DB32D3AD239}	HKCR\Interface\{5E376961-9097...
<input checked="" type="checkbox"/> Missing TypeLib Reference	IErrorOverlayHandler - {C9F3F6BB-3172-4CD8-9EB7-37C9BE601C87}	HKCR\Interface\{6654AEDF-BBC3...
<input checked="" type="checkbox"/> Missing TypeLib Reference	IOAuthCredentialProvider - {A195846E-1536-4ACD-A720-9DB32D3AD239}	HKCR\Interface\{72C88F85-FE66...
<input checked="" type="checkbox"/> Missing TypeLib Reference	IUpToDateOverlayHandler - {C9F3F6BB-3172-4CD8-9EB7-37C9BE601C87}	HKCR\Interface\{737E1B53-81D2...
<input checked="" type="checkbox"/> Missing TypeLib Reference	ISyncFileInformationProvider - {A195846E-1536-4ACD-A720-9DB32D3AD239}	HKCR\Interface\{76EECC6C-1042...
<input checked="" type="checkbox"/> Missing TypeLib Reference	ISkyDriveClient - {909A6CCD-6810-46C4-89DF-05BE7EB61E6C}	HKCR\Interface\{9D613F8A-B30E...
<input checked="" type="checkbox"/> Missing TypeLib Reference	IFileInformationProvider - {BAE13F6C-0E2A-4DEB-AA46-B8F55319347C}	HKCR\Interface\{9E1CD0DF-72E7...
<input checked="" type="checkbox"/> Missing TypeLib Reference	IContentProvider - {BAE13F6C-0E2A-4DEB-AA46-B8F55319347C}	HKCR\Interface\{a7126d4c-f492-4...
<input checked="" type="checkbox"/> Missing TypeLib Reference	ILoginCallback - {BAE13F6C-0E2A-4DEB-AA46-B8F55319347C}	HKCR\Interface\{AF60000F-661D...
<input checked="" type="checkbox"/> Missing TypeLib Reference	IMapLibraryCallback - {BAE13F6C-0E2A-4DEB-AA46-B8F55319347C}	HKCR\Interface\{b5c25645-7426...
<input checked="" type="checkbox"/> Missing TypeLib Reference	IFileUploader - {BAE13F6C-0E2A-4DEB-AA46-B8F55319347C}	HKCR\Interface\{c1439245-96b4...
<input checked="" type="checkbox"/> Missing TypeLib Reference	IFileUploadCallback - {BAE13F6C-0E2A-4DEB-AA46-B8F55319347C}	HKCR\Interface\{D0ED5C72-6197...
<input checked="" type="checkbox"/> Missing TypeLib Reference	IGetLibrariesCallback - {BAE13F6C-0E2A-4DEB-AA46-B8F55319347C}	HKCR\Interface\{d8c80ebb-099c...

Scan for Issues **When it has finished running, click here.** Fix selected issues...

Online Help Check for updates...



CCleaner Professional v3.23.1823

MS Windows 7 32-bit SP1
Intel Core2 Duo CPU E8500 @ 3.16GHz, 4.0GB RAM, NVIDIA GeForce GTX 550 Ti

- Cleaner
- Registry
- Tools
- Options

- Uninstall
- Startup
- System Restore
- Drive Wiper

Startup

These programs are set to run when your computer or browser starts

Enabled	Key	Program	Publisher	File
Yes	HKCU:Run	RoboForm	Siber Systems	"C:\Program Files\Siber Systems\AI RoboForm\RoboTaskBarIcon.exe"
Yes	HKLM:Run	Acronis Scheduler2 Service	Acronis	"C:\Program Files\Common Files\Acronis\Schedule2\schedhlp.exe"
Yes	HKLM:Run	AcronisTibMounterMonitor	Acronis	C:\Program Files\Common Files\Acronis\TibMounter\TibMounterMonitor.exe
No	HKLM:Run	AdobeAAMUpdater-1.0	Adobe Systems Incorporated	"C:\Program Files\Common Files\Adobe\OOBE\PDApp\JWA\UpdaterStartupUtility.exe"
No	HKLM:Run	AdobeCS6ServiceManager	Adobe Systems Incorporated	"C:\Program Files\Common Files\Adobe\CS6ServiceManager\CS6ServiceManager.exe" -launche
No	HKLM:Run	APSDaemon	Apple Inc.	"C:\Program Files\Common Files\Apple\Apple Application Support\APSDaemon.exe"
Yes	HKLM:Run	EvtMgr6	Logitech, Inc.	C:\Program Files\Logitech\SetPointP\SetPoint.exe /launchGaming
Yes	HKLM:Run	MSC	Microsoft Corporation	"c:\Program Files\Microsoft Security Client\mssec.exe" -hide -runkey
Yes	HKLM:Run	Ninite Updater	Secure By Design Inc.	"C:\Program Files\Ninite Updater\NiniteUpdater.exe" /updaterclient /stub:trayapp_a1to/un
Yes	HKLM:Run	WinPatrol	BillP Studios	C:\Program Files\BillP Studios\WinPatrol\winpatrol.exe -expressboot

- Enable
- Disable
- Delete



No	HKLM:Run	AdobeAAMUpdater-1.0	Adobe Systems Incorporated	"C:\Pr
No	HKLM:Run	AdobeCS6ServiceManager	Adobe Systems Incorporated	"C:\Pr
No	HKLM:Run	APSDaemon	Apple Inc.	"C:\Pr
Yes	HKLM:Run	EvtMgr6	Logitech, Inc.	C:\Pro
Yes	HKLM:Run	MSC	Microsoft Corporation	"c:\Pro

Search bar with a magnifying glass icon and a scroll bar below it.

Save to text file...

If you see any of these words:

- Update
- Updt
- Adobe
- Apple
- Real
- QuickTime
- iTunes
- Ccleaner
- Sched
- Java

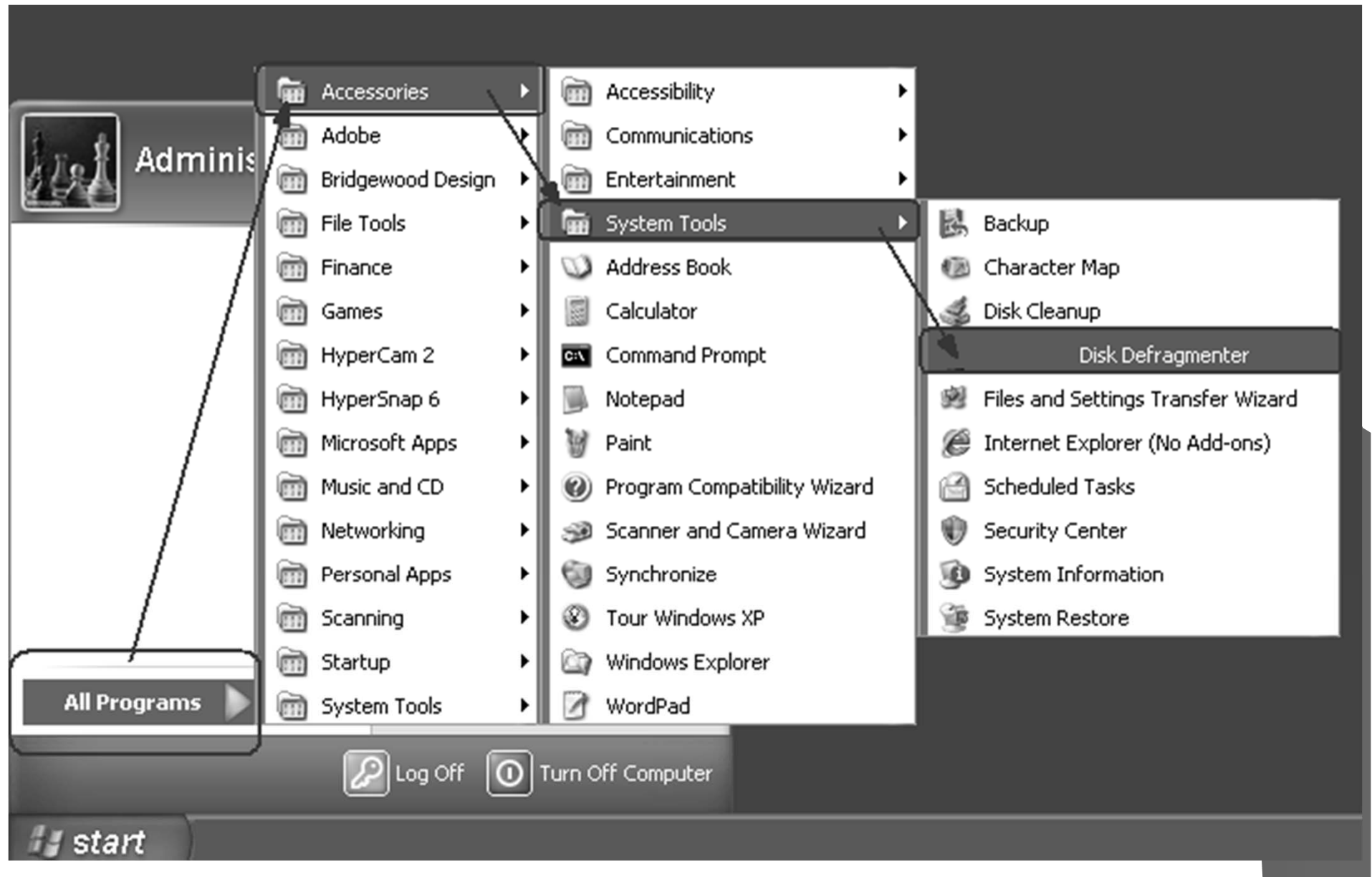
If you are not sure - “Disable” them...²⁷

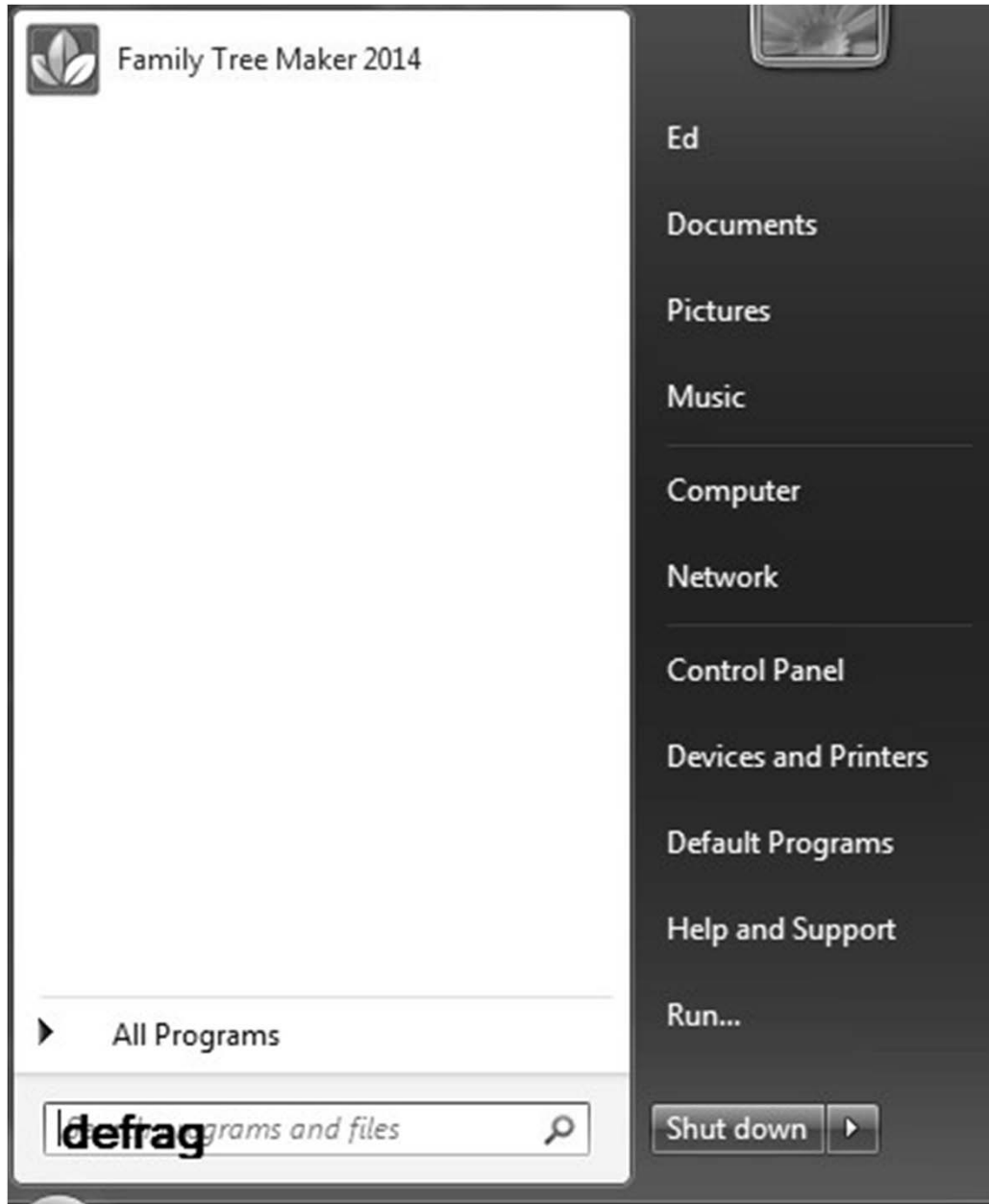
The last thing you do is

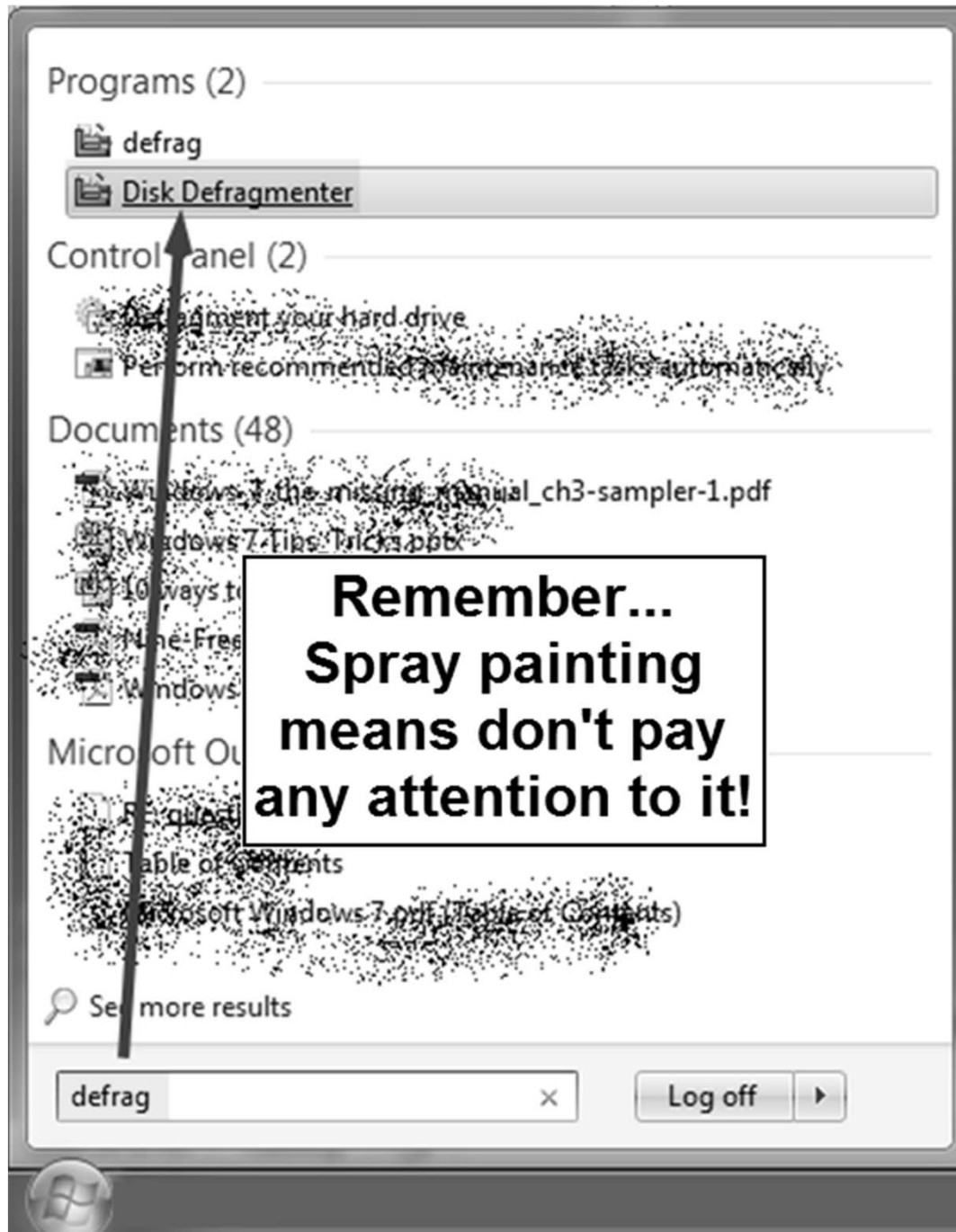
“defrag”

your hard drive.

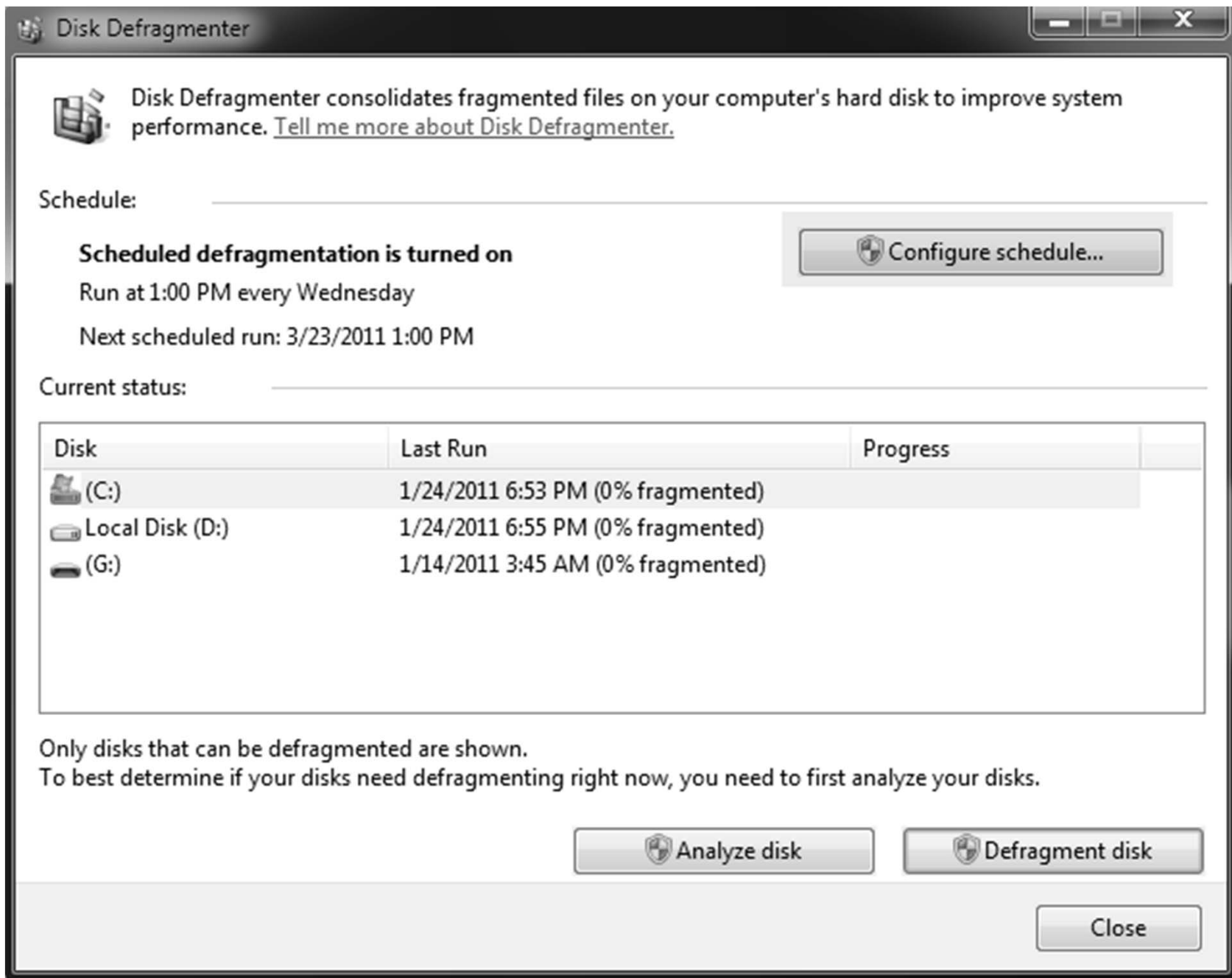
For XP

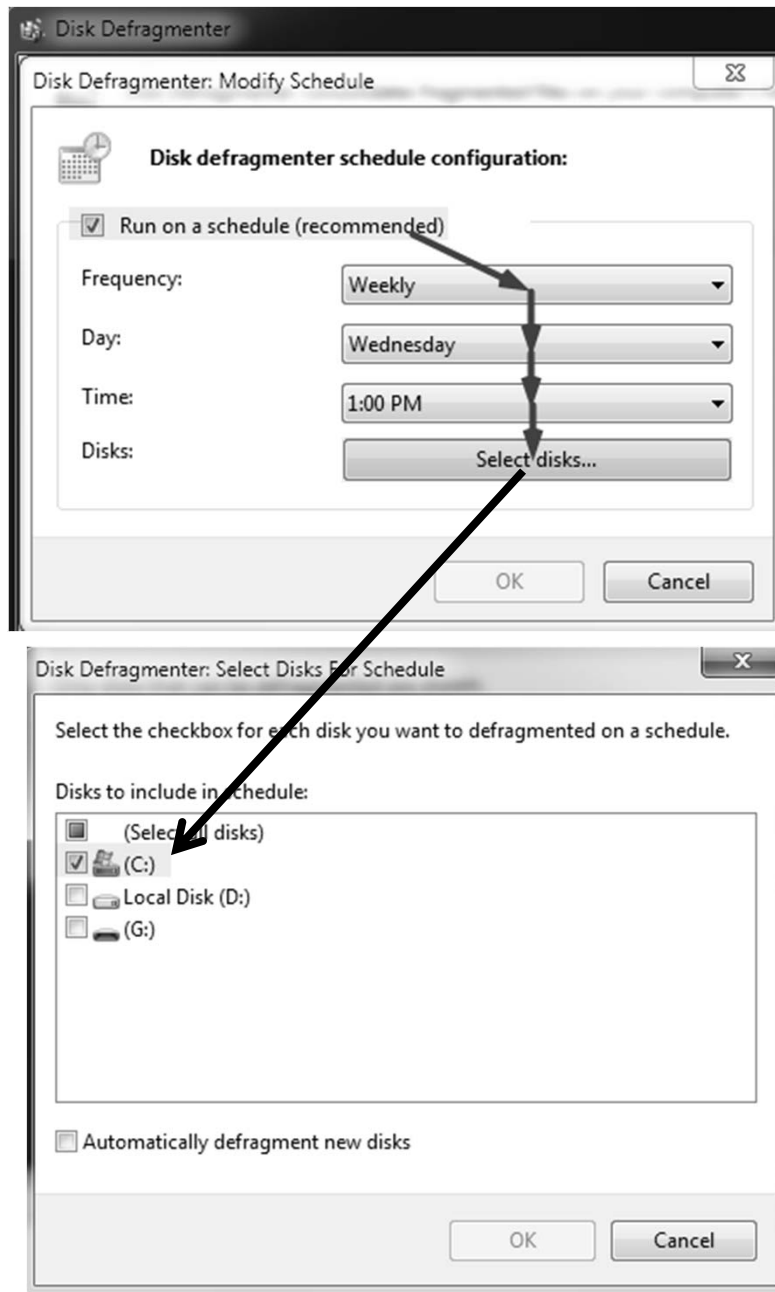






**Remember...
Spray painting
means don't pay
any attention to it!**





This works
with Vista, Win
7 and Win
8(.1)only!

You are finished!

?

Questions

?

New Policy in 2014

- All class registration (with the exception of Basic and Introduction) will be online.
- All payments for classes will be online.
- Payments will be processed by PayPal.

Who and What is PayPal?

- PayPal is a widely used banking and payment company.
- Originally established for payments on eBay transactions.
- There is no cost to the payer.

Two ways to use PayPal when registering:

- Use your credit/debit card through PayPal.
- Use your PayPal account to pay.

Shepherd's Center has been using PayPal for donations for many years.

ShepNet has been using PayPal for a year now.

[the Shepherd's Center pays a small fee for each transaction.]

How does it work with ShepNet Registration?



DIRECTIONS FOR REGISTRATION AND PAYMENT

OCTOBER/NOVEMBER 2013 CLASSES

- Choose your class from the schedules below.
- After you complete the online registration - **CLICK SUBMIT**
- You will be directed to the payment page.
- You may choose to pay by PayPal or by check in the mail.
- Follow the directions for the payment method of your choice.
- **SEE YOU IN CLASS**

OCTOBER 2013 CLASSES

Introduction to Windows 7

M/W - 9/30 to 10/16 @ 9 to 11:30 am
CLOSED

Genealogy

T/Th - 10/1 to 10/17 @ 9 to 11:30 am
CLOSED

NOVEMBER 2013 CLASSES

Basic Computer Skills

M/W - 11/4 to 11/11 @ 1:30 to 4 pm
CLOSED

Introduction to Windows 7

M/W - 11/4 to 11/20 @ 9 to 11:30 am
CLOSED

**Picasa Photo Editing and Windows Live
Movie Maker**

T/Th - 11/12 to 11/21 @ 1:30 to 4 pm

Click [HERE](#) to register



**Picasa Photo Editing & Movie Maker
Class Registration**

Tuesday/Thursday at 1:30p - 4:00p
November 12th through the 21st

First Name* Last Name*
E-mail* Telephone*
ZIP Code*

Picasa Photo Editing & Movie Maker Class Description

Learn to use the free Picasa photo editing program to improve your digital photos, organize your pictures, and forward them to friends and websites. Once you understand how to do this, move to the next step of converting your photos and/or videos into a shareable movie.

Prerequisite: Managing Windows XP or 7

Have you taken the Prerequisite Course? Yes No

If you selected [No], you will be automatically removed from the class. If you have already paid, ShepNet will refund your money or apply it to the next available Managing Windows 7 Class.

Cost of the class is \$20

Length of the Class - 4 Class Sessions

Submit



Picasa Photo Editing & Movie Maker Class Registration

Thank you for registering for Picasa Photo Editing & Movie Maker.

You will be redirected to <http://shepnetgreensboro.org/payment.html> in 5 seconds.

Thank you for registering for Picasa Photo Editing & Movie Maker.

You will be redirected to <http://shepnetgreensboro.org/payment.html> in 5 seconds.



Picasa Photo Editing & Movie Maker Class Registration

Thank you for registering for Picasa Photo Editing & Movie Maker.

You will be redirected to <http://shepnetgreensboro.org/payment.html> in 5 seconds.

REGISTRATION PAYMENT

PAY WITH PAY PAL

YOU DO NOT NEED A PAY PAL ACCOUNT TO PAY WITH PAY PAL. ALL YOU NEED IS A CREDIT CARD OR A DEBIT CARD. PAYPAL ALLOWS NON-MEMBERS TO USE PAYPAL.

PAY PAL IS A SAFE AND SECURE ENCRYPTED BANKING SERVICE

**Click on the arrow in the box below. A menu of all the Shepnet courses will appear.
Select your course and then click "Pay Now."**

FOLLOW THE PAY PAL INSTRUCTIONS.

Course Fee

CLICK ARROW FOR COURSE \$0.00 USD ▾

Pay Now




FOLLOW THE PAY PAL INSTRUCTIONS.

Course Fee

Picasa/Movie Maker \$20.00 USD

Pay Now



Shepherd's Center of Greensboro

Your order summary

Descriptions	Amount
ShepNet Computer Class Fees	\$20.00
Item price: \$20.00	
Options: Course Fee: Picasa/Movi...	
Quantity: 1	
Item total	\$20.00
Total \$20.00 USD	

Choose a way to pay

PayPal securely processes payments for Shepherd's Center of Greensboro.

▶ Have a PayPal account?

Log in to your account to pay



▼ Don't have a PayPal account?

Pay as a guest now, sign up for PayPal later

Country

First name

Last name

Address line 1

Address line 2 (optional)

City/State

ZIP code

Phone type

Why is this needed?

Phone number

Email

Payments processed by

Why are we doing this?

We are all volunteers.

Shepherd's Center has no full time employees.

It is a safe and very easy way for students to pay.

CryptoLocker

- New form of malware being called ransomware.
- Extremely severe.
- How can I get it? *...or not get it!*

CryptoLocker is a malicious program that falls into a category of malware called ransomware. Once installed on a computer, ransomware applications typically prevent victims from accessing their files or even their operating system until they pay money to the malware authors.

How it actually works:

- CryptoLocker disguises itself to resemble a legitimate attachment connected to a seemingly genuine email from established companies.
- The attachment is disguised in a PDF form. This malware is able to save itself in the targeted computer's Documents and Settings folder with a random name.
- The payload then proceeds to encrypt files across local hard drives and mapped network drives. The process encrypts photos and other data files with certain extensions including Microsoft Office, Microsoft Excel, and Microsoft PowerPoint.'

Here is what they want:

- Once the encryption was completed, the program displays a message informing the user what has happened. In return for access to the private decryption key needed to decrypt the files, the message demands a payment of \$300 be delivered to the hackers via an anonymous pre-paid cash voucher.



Private key will be destroyed on
10/19/2013
6:09 PM

Time left
71 : 59 : 40

What can you do to prevent infection?

- Keep antivirus and malware up-to-date.
- Be cautious of opening unsolicited email attachments or clicking on unknown links.
 - Especially about shipping from known companies.
 - Especially if it ends in *.pdf or *.pdf.exe.

Be alert and pay attention!

New Classes for 2014

Introduction to Windows 8.1 (6)

Managing Windows 8.1 (6)

Tablets (iPads and Androids) (3)

Smart phones (iPhones and Androids) (3)

?

Questions

?

ShepNet Computer Learning Center



shepnetgreensboro.org